

Business Intelligence

All e Technologies (Alletec), a leading provider of Business Solutions to Growth Companies has a focused mission of providing **Business Intelligence and Business Collaboration** services.

Today, **Alletec** has successfully created a **Centre of Excellence** in Business Intelligence and Performance Management solutions.

Alletec is the Reseller and Implementation Partner to **QLIKVIEW**, a state of the art BI solution from **QlikTech**, a Swedish company dedicated to providing BI solutions since 1993.

QlikView – the unique In-Memory Analysis & Reporting

QlikView provides a point-and-click-simple way to view data and information. Today QlikView has more than 449,000 users in 90 countries, over 9,968 customers, and continues to add an average of 14 customers every day. QlikView 8 was released in May, 2007.

Recognized as the leading provider of next generation BI solutions, QlikTech is also the fastest growing BI software company in the world for two years running according to IDC.

QlikView – the world leader

QlikView is the in-memory leader and the fastest spreading business intelligence platform in the world. QlikView is leading a new class of easy-to-use, fast and flexible business analysis solutions that empower individuals to improve organizational performance and drive innovation.

QlikView utilizes next generation patented in-memory association technology to make sophisticated analysis and reporting dramatically easier to deploy, use and maintain.

QlikView makes it simple to deploy powerful analysis. QlikView takes advantage of 64-bit multi-core hardware platforms to allow thousands of users to access billions of records of data. The QlikView in-memory data model allows an integrated view of information through dashboards, ad-hoc analysis, and reports – all from a single platform.

QlikView – the Unique Features

- ✚ **In-memory analysis and reporting driving simplicity and performance**
- ✚ **Single architecture for dashboards, analysis, and reporting**
- ✚ **Flexibility in analysis**
- ✚ **Fast to deploy**
- ✚ **Easy-to-learn, easy-to-use**

Fast Implementation...

Customers are live in less than 30 days and most in a week

Easy-to-use...

End users require no training and enjoy “qliking” through the application

Powerful...

Near instant response time on data volumes as high as a billion records across thousands of users

Flexible...


Allows unlimited dimensions and measures and can be modified in seconds

Integrated...Dashboards, analysis and reporting in a single solution and on a single architecture

Low Cost...

Less costly, shorter implementations result in fast return on investment

QlikView Unique Features



In Memory Analysis and Reporting

With an in-memory data model, QlikView allows data to be analyzed both at an aggregate and a detailed level without the time-consuming and costly step of building multidimensional OLAP cubes. Since Data is kept in-memory, the response time of any calculation is lightning fast even on extremely large data sets analyzed by multiple concurrent users.

Single architecture for dashboards, analysis, and reporting

QlikView is all about simplicity. It provides all the features of the traditional BI tools in a single architecture. QlikView has ETL functions to extract, transform, and load data from one or several data sources (e.g., ERP, text, Excel, XML, etc.). With QlikView, users quickly find information at their fingertips and are able to share insight with colleagues through integrated reporting and printing, and through full integration with Microsoft Office.

Most QlikView customers are live in less than 30 days. This single solution and architecture approach also makes QlikView easy to upgrade and maintain, providing a low total cost of ownership.

Flexibility in analysis

QlikView allows thousands of dimensions and any value of any dimension or measure can be the starting point of an analysis. Changes to application dimensions or measures are done in seconds, which makes it easy to respond quickly to the changing BI needs of an organization. End users benefit from not being trapped by pre-calculated Hierarchical structures because all data is held in-memory and calculations are made when requested and not prior. Since data does not have to be aggregated, users can analyze the entire data volume down to the transaction level.


Fast to deploy

The QlikView platform integrates smoothly with an organization's existing infrastructure making QlikView extremely fast to deploy. Implementations can be done in weeks and users can be trained in minutes. Users can analyze business data in their web browser using the QlikView AJAX Client, QlikView Java Client, or QlikView Browser Plug-in Client.

Easy to learn, easy to use

Because of its colour –coded, point and click user interface, QlikView is extremely intuitive and easy to learn for any employee. Changes to QlikView applications are done in seconds, which makes it easy to respond quickly to the changing BI needs of an organization.

Representative QlikView Solution by Function



Deliver the right information to the right people at the right time

QlikView Server and QlikView Publisher form the information hub of the enterprise, providing the right information to the right people at the right time. QlikView provides a common view of analysis guaranteeing a single version of the truth across the organization.

Actionable analytics

QlikView offers the unique capability to input data directly into the in-memory data model. This allows users to perform what-if scenario analysis or to do budgeting and planning directly in QlikView. QlikView also permits the display of close-to-real-time data feeds for spotting trends in frequently changing data.

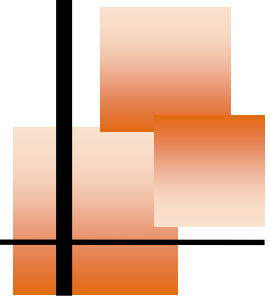
End user collaboration for better business performance

Applications, reports and specific graphs can be personalized for specific needs and shared between user groups through QlikView Server.

Deliver a single version of the truth

This guarantees that users always have access to the latest analysis ensuring a single version of the truth across the organization.

Why QlikView...Customer Speak...



EuroMaint

With more than 90 QlikView applications, EuroMaint now analyzes invoicing, vehicle history, maintenance operations, and forecasting – all focused on driving more efficient operations to enable its customers with improved vehicle availability and uptime.



Halton Group

With QlikView, Halton now analyzes customer profitability, sales trends, operations, and CRM performance – all focused on driving corporate profitability. Through QlikView Connector, Halton immediately leveraged the invaluable data that was locked in SAP to achieve a real time view of operational performance.



Heidelberg

With QlikView, Heidelberg is able to unlock and quickly analyze the data that was previously trapped in SAP. Heidelberg is now able to easily analyze sales and customer metrics via its customer cockpit, monitor financial indicators, and assess IT performance.



PC Electric

At PC Electric, QlikView is used by all management levels to manage, analyze and optimize processes and metrics within sales, operations and finance.



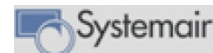
Sandvik

Sandvik deployed QlikView to more than 2,500 employees' companywide including Materials Technology. With QlikView, Sandvik analyzes sales, finance, operations and supply chain metrics. With QlikView Connector, Sandvik immediately leverages the invaluable data locked in SAP and Lawson (Movex) to achieve a real time view of operational performance.



Systemair

Systemair deployed QlikView to 400 employees throughout Europe, with several applications up and running in less than 1 week. With QlikView across 6 functional areas, management now has complete control and visibility over the entire operation to ensure on-time delivery of their products throughout Europe.



Weir Services

Weir Services deployed QlikView to more than 550 employees across 6 functional areas. With QlikView, Weir Services analyzes inventories, work orders, sales, and staffing utilization - all focused on improving performance.



WILO AG

WILO AG made QlikView available to more than 450 employees and introduced its first application of margin analysis in just a few days. With QlikView, WILO AG now analyzes group margins, purchasing, operations and sales distribution metrics.



NOIDA - I

A1, Sector 58,
Noida – 201301
Uttar Pradesh - India
Tel +91 120 4600600
Fax +91 120 2588 660

NOIDA - II

A67, Sector 57,
Noida – 201301
Uttar Pradesh - India
Tel +91 120 4600700
Fax +91 120 2588 660

MUMBAI

Block Nos. 271-273,
2nd Floor, Powai Plaza,
Hiranandani Business Park,
Powai, Mumbai – 400076
Maharashtra - India

KOLKATA

The Park Business,
Anuj Chambers, 24, Park Street
Suite No. 7A, 7th Floor
Kolkata – 700016
West Bengal - India

Email: info@alletec.com
www.alletec.com